

MARCH 2023

AMERICAN WEST METALS LIMITED

# METALS FOR THE CLEAN ENERGY FUTURE

INVESTOR PRESENTATION

Cu

COPPER

In

INDIUM

Ag

SILVER

Zn

ZINC

ASX: AW1 | AMERICAN WEST METALS LIMITED | ACN 645 960 550  
OTCQB: AWMLF



# Important notice and disclaimer

This presentation has been prepared and issued by American West Metals Limited (the Company or American West) to inform interested parties about the Company and its progress. The material contained in this presentation sets out general background information on the Company and its activities. It does not constitute or contain an offer or invitation to subscribe for or purchase any securities in the Company nor does it constitute an inducement to make an offer or invitation with respect to those securities. No agreement to subscribe for or purchase securities in the Company will be entered into on the basis of this presentation.

The information supplied is in summary form and does not purport to be complete. The Company, its directors, officers, employees, agents, affiliates and advisers have not verified the accuracy or completeness of the information, statements and opinions contained in this presentation. Accordingly, to the maximum extent permitted by law, the Company makes no representation and gives no assurance, guarantee or warranty, express or implied, as to, and takes no responsibility and assumes no liability for, the authenticity, validity, accuracy, suitability or completeness of, or any errors in or omission from, any information, statement or opinion contained in this presentation.

You should neither act nor refrain from acting in reliance on this presentation material. This overview of the Company does not purport to contain all information that its recipients may require in order to make an informed assessment of the Company's prospects. You should conduct your own investigation and perform your own analysis in order to satisfy yourself as to the accuracy, and completeness of the information, statements and opinions contained in this presentation and when making any decision in relation to this presentation or the Company. The information in this presentation does not take into account the objectives, financial situations or needs of any particular individual. You should consider seeking independent professional advice based on your own objectives. To the extent permitted by law the Company, its directors, officers, employees, agents, affiliates and advisers exclude any and all liability (including, without limitation, in respect of direct, indirect or consequential loss or damage or loss or damage arising out of negligence) arising as a result of the use of anything contained in or omitted from this presentation.

This presentation may include forward-looking statements. Forward-looking statements include, but are not limited to, statements concerning American West's planned exploration program and other statements that are not historical facts. Although the Company believes that its expectations reflected in these forward-looking statements are reasonable, such statements involve risks and uncertainties and no assurance can be given that actual results will be consistent with these forward-looking statements. Forward-looking statements involve known and unknown risks, uncertainties and other factors that are in some cases beyond American West's control, and which may cause actual results, performance or achievements to differ materially from those expressed or implied by the forward-looking statements. American West makes no representation or warrant as to the accuracy of any forward-looking statements in this Presentation and undue reliance should not be placed on such statements.

The forward-looking statements included in this document speak only as of the date of this document. The Company does not intend to update the forward looking statements in this document in the future.

## Foreign and historical resources:

The estimates of minerals resources referred to in this presentation in regard to the Seal Zinc Project are historical and foreign in nature and are reported in accordance with Canadian NI 43-101 Standards and not in accordance with the 2012 JORC Code. A competent person has not done sufficient work to classify these estimates as mineral resources or ore reserves in accordance with the 2012 JORC Code. It is uncertain that following evaluation and/or further exploration work that the historical and foreign resource estimates of mineralisation will be able to be reported as mineral resources or ore reserves in accordance with the 2012 JORC Code. Further details of the historical and foreign estimates are contained in the Appendix to this Presentation.

**This Presentation has been approved for release by the Board of American West Metals Limited.**

# Assets to fuel the future



## Tier 1

jurisdictions with existing infrastructure and close to existing mines and smelters.



## Existing Resources

of critical metals with near-term development potential.



## High-grade

DSO copper potential at Storm with outstanding growth potential.



## High-value

products from proposed operations with strong ESG credentials.



## Proven track record

Driven by experienced management with track record of exploration success and project development.



# High quality board and management team



**JOHN PRINEAS**  
Non-Executive Chairman

**Founder of American West and a major shareholder.**

John is also the founder and Executive Chairman of St George Mining Limited (ASX: SGQ). John holds a Bachelor of Economics and Bachelor of Laws from the University of Sydney and is a Fellow of Financial Services Institute of Australasia.

John is also a director of BMG Resources Limited (ASX: BMG).



**DAVE O'NEILL**  
Managing Director

**Founder of American West and a major shareholder.**

A geologist with over 20 years experience in the resources sector gained in Australia and internationally.

Dave has expertise in base metals and gold exploration as well as business development gained in senior roles with AngloGold, WMC, BHP and Western Areas.



**DAN LOUGHER**  
Non-Executive Director

Daniel Lougher is a highly regarded mining executive with a distinguished career of over 40 years' experience in the resources sector. He has successfully built multiple mines, managing all facets of project development from resource definition, feasibility studies, project financing, mine construction and the negotiation of off-take contracts.

In his role as Managing Director of Western Areas Limited, Dan built the company into the leading independent nickel producer in Australia ahead of a \$1.3 billion takeover by IGO Limited in 2022.



**MICHAEL ANDERSON**  
Non-Executive Director

Dr Michael Anderson has extensive technical experience as well as substantial business development experience built up over a 30-year career.

Previously Managing Director of ASX listed companies with development and producing assets. As a Director at Taurus Funds Management in Australia, he managed the fund's investment in precious and base metals projects in a number of continents.



**TOM PEREGOODOFF**  
Non-Executive Director

More than 30 years of resource industry experience, much of it greenfield and brownfield exploration and resource development.

Tom is currently President CEO and Director of Apollo Silver Corp. and an independent director of American Copper Development Corp. Formerly President of Peregrine Diamonds Ltd, Tom also spent 18 years in global leadership roles within BHP.

## VP OPERATIONS North America



**ROCKY PRAY**

Rocky is a senior mining professional with expertise in pre-feasibility and feasibility studies, Federal and State permitting, environmental management mine operations, project engineering and construction.

More than 30 years of engineering and project development focused on mining projects across several jurisdictions in the USA and abroad. Rocky has a successful track record directing teams to safely build new mines, and expand existing mines on schedule and under budget.



# Storm Copper Project and Seal Zinc deposit

NUNAVUT, CANADA





# Storm and Seal Projects

## Storm Copper Project

Widespread high-grade copper mineralisation near surface.

**Significant new discovery** of stratiform copper at depth

## Seal Zinc Project

Stratabound zinc deposit with large scale potential.

**Initial resources of 1Mt @ 10.24% Zn, 46.5g/t Ag** for 103kt Zn, 1.5Moz Ag (NI 43-101, historical and foreign).

**4,145 km<sup>2</sup> land package**

Dominant regional project with extensive land package, AW1 option to earn 80%.

**Highly accessible location with turn-key exploration**

Historical mining district, designated shipping route, robust logistics.

### Cautionary Statement:

The estimates of minerals resources referred to in this Presentation in regard to the Seal Zinc Project are historical and foreign in nature and are reported in accordance with Canadian NI 43-101 Standards and not in accordance with the 2012 JORC Code. A competent person has not done sufficient work to classify these estimates as mineral resources or ore reserves in accordance with the 2012 JORC Code. It is uncertain that following evaluation and/or further exploration work that the historical and foreign resource estimates of mineralisation will be able to be reported as mineral resources or ore reserves in accordance with the 2012 JORC Code.



# Emerging copper district

Storm



## Two distinct copper sulphide systems discovered

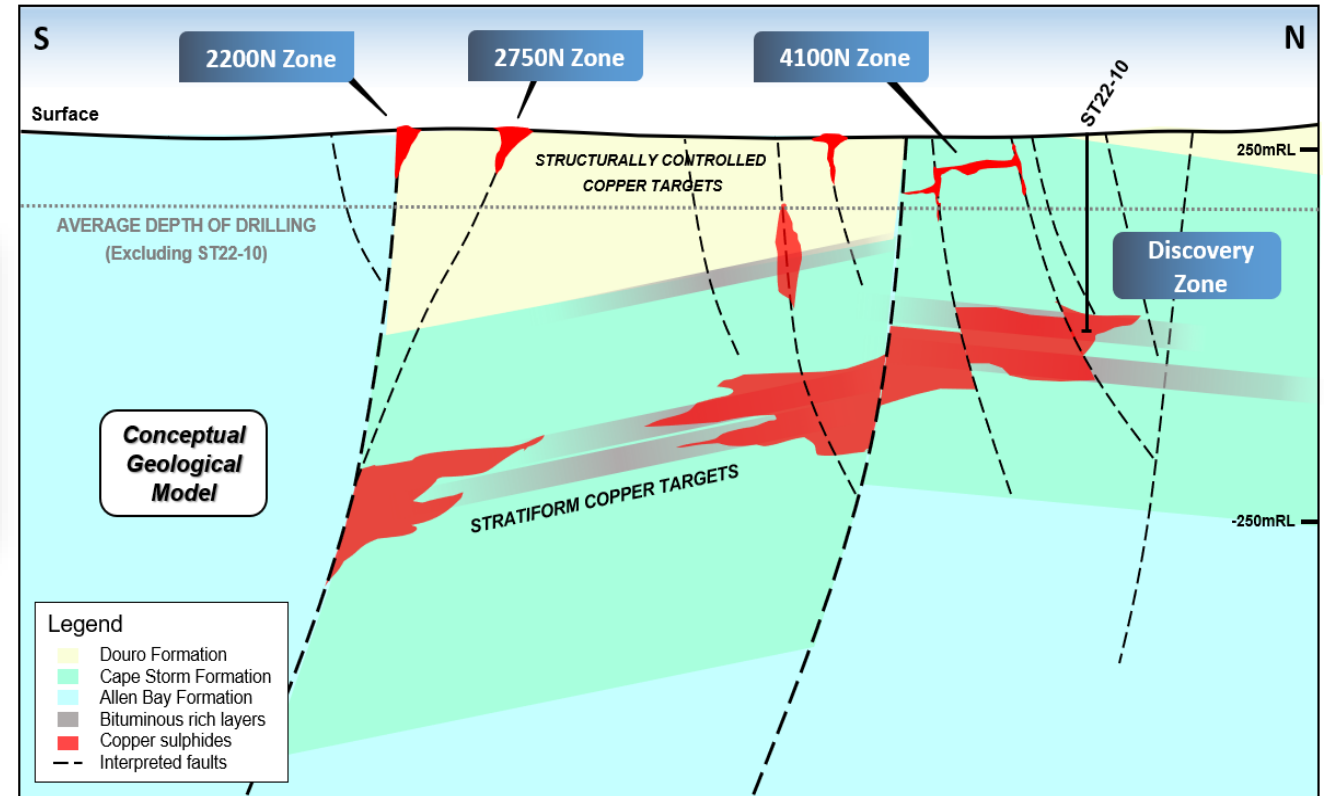
Multiple near surface high-grade copper zones identified in drilling across 15km<sup>2</sup>

World class scale potential with intercepts including 41m @ 4.18% Cu.

New discovery at depth is evidence of a major sedimentary copper system

>100m intersection of stratiform copper and zinc sulphides.

**Outstanding growth potential**  
numerous surface gossans and geophysical anomalies remain untested.



**Evidence of a major copper system**  
Schematic exploration concept of the Storm area.





# World class scale

## Significant volume of outcropping mineralisation defined

Over 40Ha of high-grade copper mineralisation across 4 main prospects

Large scale, open pit potential with mineralisation from surface

Excellent expansion potential with untested EM and IP anomalies

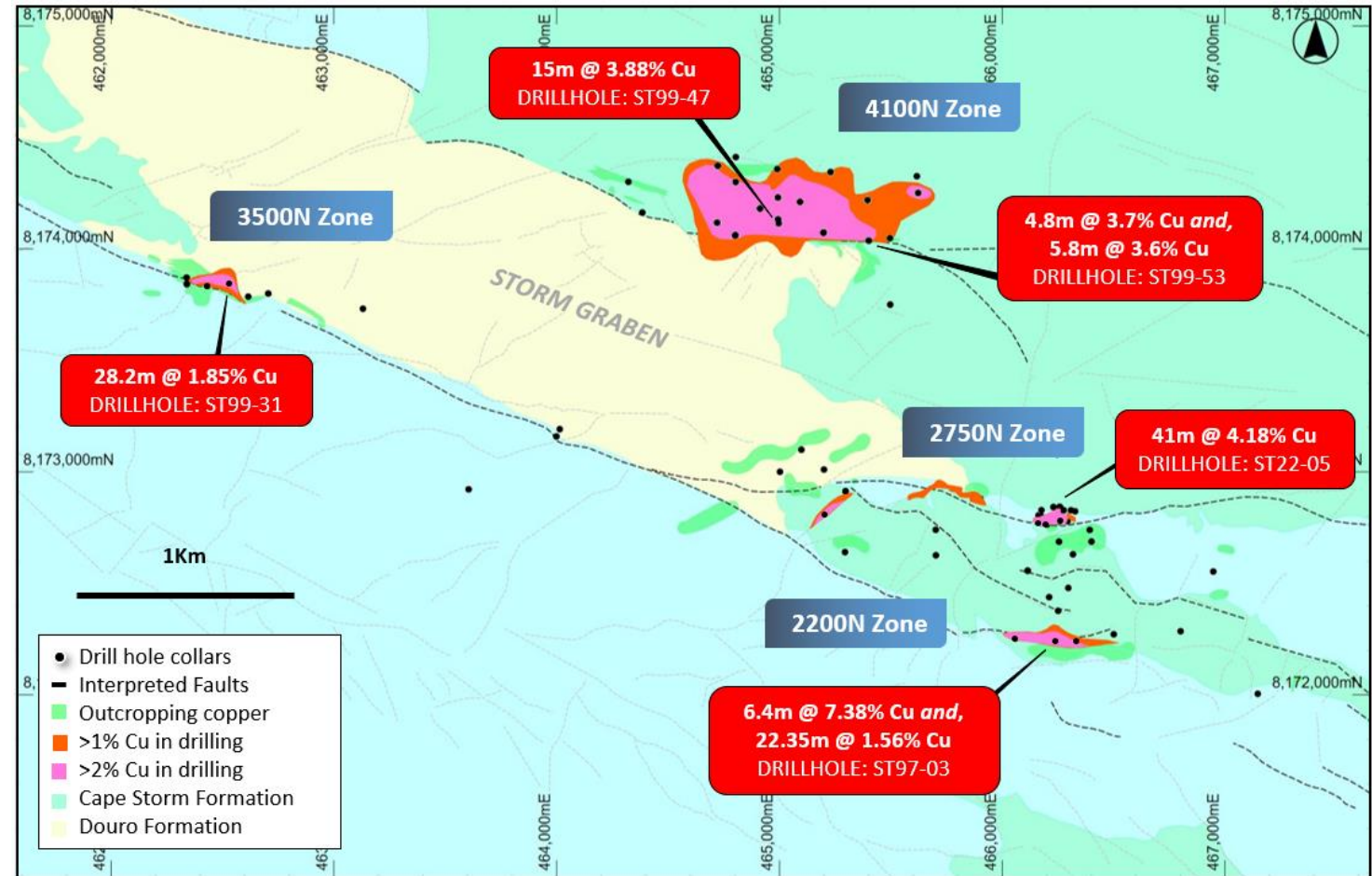
32 drill holes have intersected high-grade copper mineralisation

✓ AVERAGE MINERALISED INTERVAL THICKNESS: 24m

✓ AVERAGE MINERALISED INTERVAL GRADE: 2.15% Cu



Massive/breccia bornite hosted within dolomite (light grey) in drill hole ST22-05.



Storm area has a known footprint of copper mineralisation in outcrop and drilling that extends over 15km<sup>2</sup>

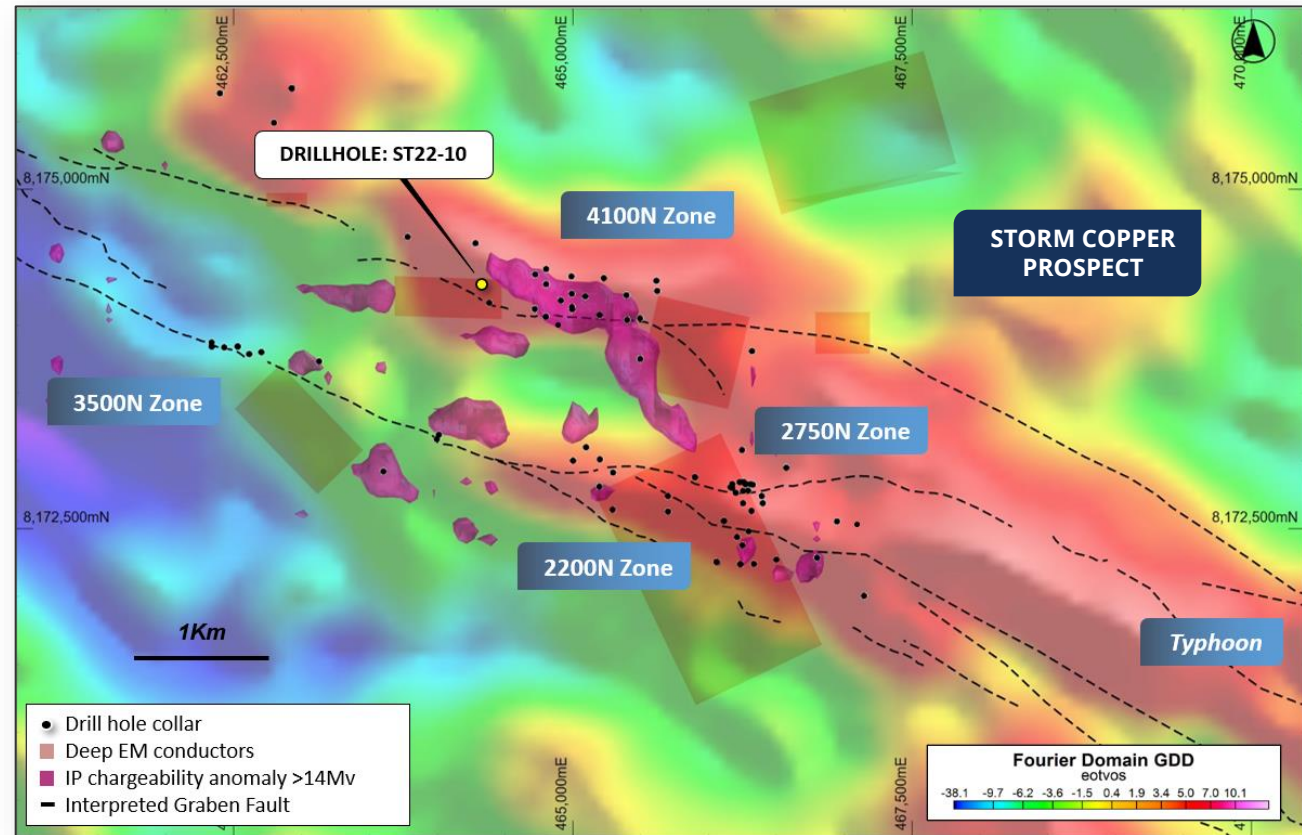




# Game changing discovery

## New style of mineralisation discovered

- ✓ **Exploration drill hole ST22-10** intersected over 100m of sedimentary copper and zinc sulphide mineralisation.
- ✓ The mineralisation is associated with **an 800m x 300m EM plate**.
- ✓ **Six EM plates and coincident gravity and IP anomalies** also remain untested.
- ✓ **New style of mineralisation** is evidence of major copper system at depth.
- ✓ Similarities to the DRC style copper deposits.




### Large scale potential

Plan showing EM and IP anomalies overlaying Falcon gravity image.

### Breccia/vein style chalcopryite hosted

within vuggy and fractured carbonate unit from 313m in drill hole ST22-10.





# DSO potential confirmed

High margin, low footprint mining potential

>53% copper product

Ore sorting on Storm mineralisation from the 4100N Zone has produce spectacular **DSO** results



Potential for low capital, low footprint, mobile mining operation with strong ESG credentials.



Simple quarry style operation to produce two products – **copper DSO ore** and dolomite rock.



Scoping level processing study underway to optimise further and **increase copper grade**.



Steinert full-scale ore sorter used for test work in Perth, Western Australia



Three ore-sorting products generated from Storm drill core (STOR1601D – 4m @ 4.16% Cu from 97m)





# High grade zinc and silver deposit

## High-grade deposit with strong expansion potential:

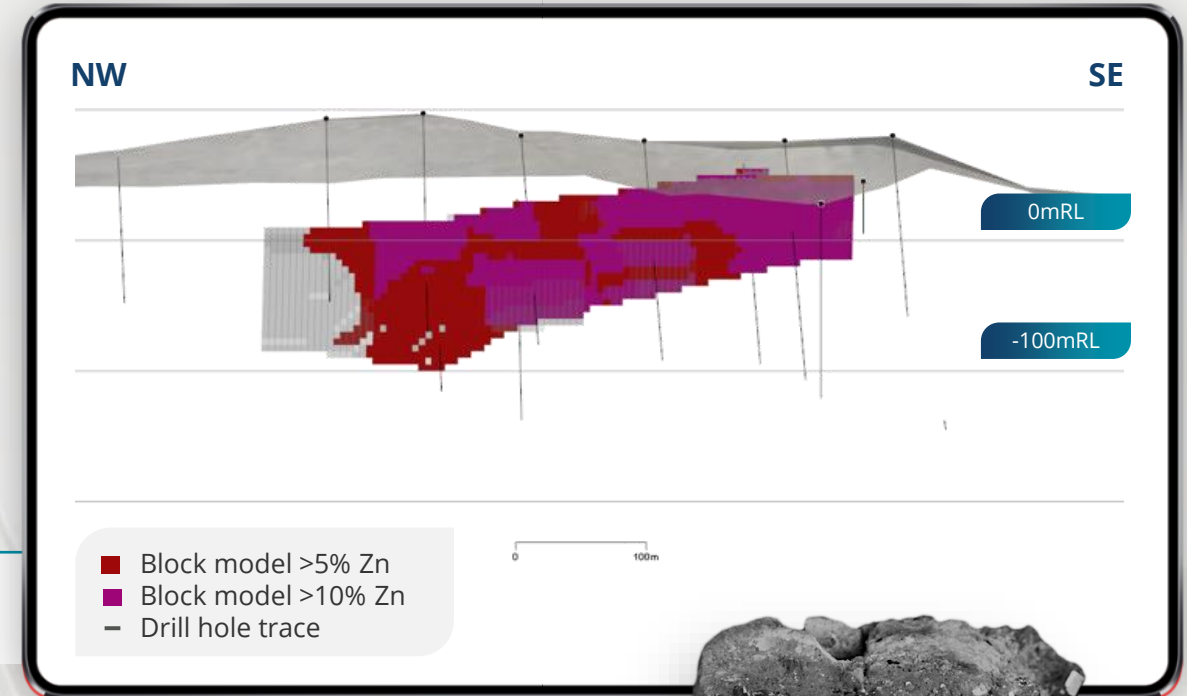
- ✓ Deposit is open along strike and down dip
- ✓ Confirmed as being related to the Polaris Zn-Pb (21 year mine life at **22 Mt @ 14.1% Zn, 4% Pb**) mineralisation event – regional scale potential
- ✓ Widespread Zn soil anomalies associated with prospective stratigraphy

## SEAL DEPOSIT | Mineral resource estimate (4.0% ZnEq Cut-Off)

Classification	Tonnage (Kt)	Zn %	Contained Zn (t)	Ag g/t	Contained Ag (Oz)
Inferred	1,006	10.24	103,000	46.5	1,505,0000

### Cautionary Statement:

The estimates of minerals resources referred to in this Presentation in regard the Seal Zinc Project are historical and foreign in nature and are reported in accordance with Canadian NI 43-101 Standards and not in accordance with the 2012 JORC Code. A competent person has not done sufficient work to classify these estimates as mineral resources or ore reserves in accordance with the 2012 JORC Code. It is uncertain that following evaluation and/or further exploration work that the historical and foreign resource estimates of mineralisation will be able to be reported as mineral resources or ore reserves in accordance with the 2012 JORC Code.



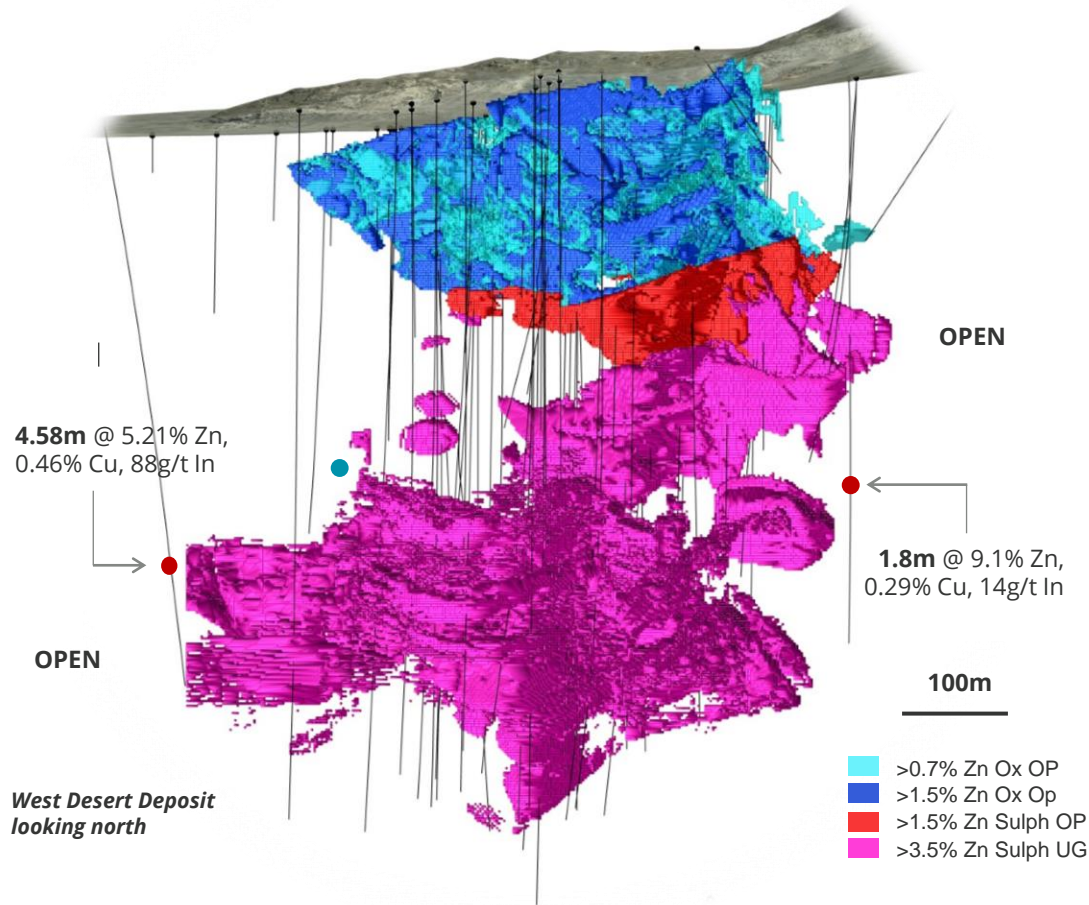
# West Desert Project

UTAH, USA





# West Desert



**Strategically important** as the only source of Indium in the USA.

**100% ownership** and fully permitted for open pit and exploration shaft construction.

**Outstanding infrastructure** in low cost jurisdiction.



## Large Zinc-Copper-Silver-Indium skarn

and carbonate replacement deposit (CRD) within the Seiver Orogenic Belt.



## JORC MRE increases Zinc metal by 44%

with 81% classified at Indicated Resources



## 33.7Mt @ 3.83% Zn, 0.15% Cu and 9.1g/t Ag (Indicated and Inferred)

which includes:

- 18.7Mt @ 2.8% Zn, 0.12% Cu and 11g/t Ag contained within open-pit
- 15Mt @ 5.2% Zn, 0.18% Cu and 7g/t Ag contained within underground mine plan
- Containing **1.3Mt of zinc, 49Kt copper and 10Moz silver**



## Outstanding near-mine potential

High-grade copper, zinc, gold and molybdenum intersected in drilling outside of resource - <10% of district explored



# Copper Warrior Project

UTAH, USA





# Copper Warrior Project

## Strategic address in copper heartland



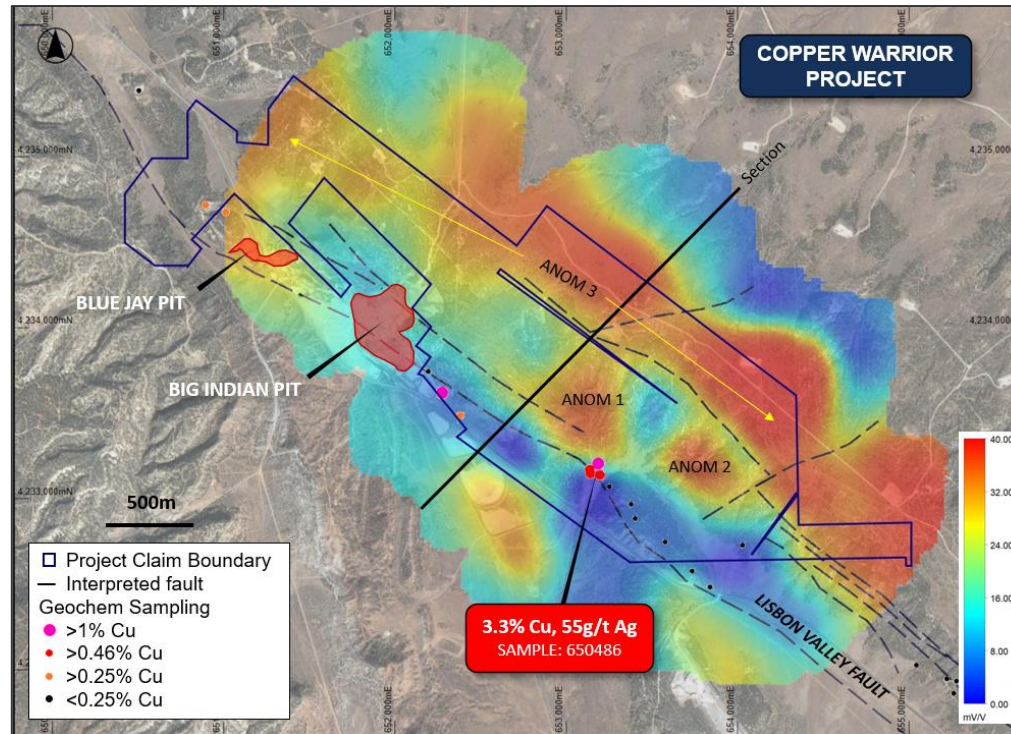
Located in the world class Paradox Basin, SE Utah.



15km from Utah's 2nd largest copper mine - **Lisbon Valley Copper Mine (37Mt @ 0.46% Cu).**



Direct road access to mine infrastructure and processing plant.



IP image (chargeability) and sampling locations within the Copper Warrior Project area.

## Compelling geology and fast tracked activities

- ✓ Lisbon Valley mine geology and mineralising structure mapped within Copper Warrior Project.
- ✓ Large volumes of outcropping copper confirmed across the landholding.
- ✓ Strong Induced Polarisation (IP) anomalies defined in recent survey.
- ✓ Drilling to commence once permitted.



Copper oxides replacing chalcocite in outcropping sandstone.



# Investment Summary



# Why invest in American West Metals?



# Value drivers and key milestones





# Existing resources

## West Desert Resource

JORC 2012 Technical Report with effective date of 1 February 2023 prepared by Stantec Consulting Services and titled: **“Mineral Resource Estimate for the West Desert Zinc-Copper-Silver Deposit, Juab County, Utah”**.

### Resource estimate:

Indicated: 27.35Mt @ 3.79% Zn, 0.14% Cu, 9.53g/t Ag  
Inferred: 6.35Mt @ 4.01% Zn, 0.13% Cu, 7.13g/t Ag  
Total: 33.7Mt @ 3.83% Zn, 0.15% Cu, 9.1g/t Ag

A full copy of the Technical Reports can be viewed on the American West website at

→ [www.americanwestmetals.com](http://www.americanwestmetals.com)

### Cautionary Statement:

The estimates of minerals resources referred to in this Presentation in regard to the Seal Zinc Project are historical and foreign in nature and are reported in accordance with Canadian NI 43-101 Standards and not in accordance with the 2012 JORC Code. A competent person has not done sufficient work to classify these estimates as mineral resources or ore reserves in accordance with the 2012 JORC Code. It is uncertain that following evaluation and/or further exploration work that the historical and foreign resource estimates of mineralisation will be able to be reported as mineral resources or ore reserves in accordance with the 2012 JORC Code.

## Seal Zinc Resource

NI-43-101 & 43-101F1 Technical Report with effective date of 6 October 2018 prepared by P&E Mining Consultants Inc. and titled: **“Initial Mineral Resource Estimate and Technical Report for the Seal Zinc Deposit, Aston Bay Property, Somerset Island, Nunavut for Aston Bay Holdings Ltd”**.

### Resource estimate:

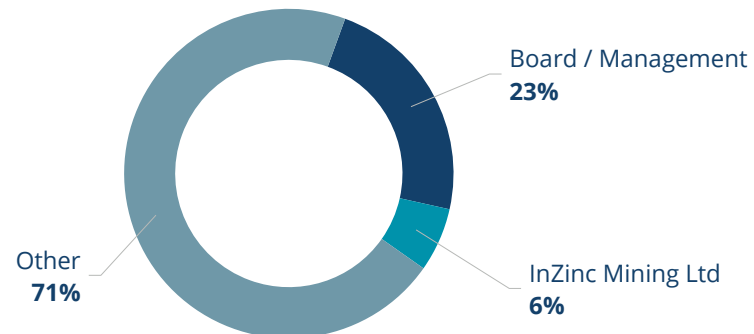
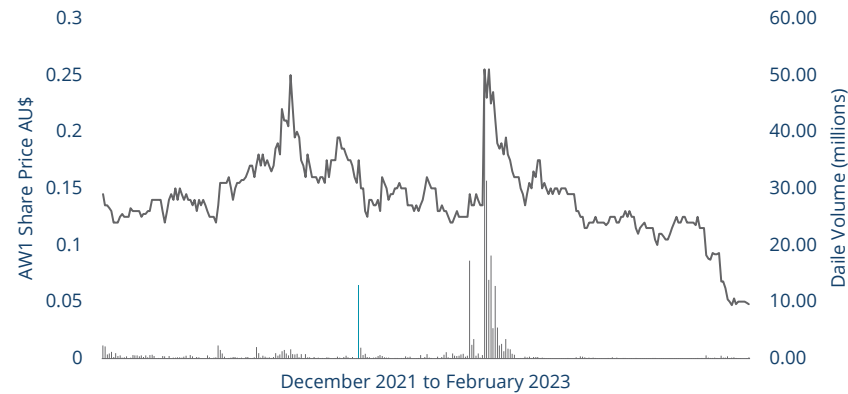
Inferred: 1Mt @ 10.24% Zn, 46.5g/t Ag for 103kt Zn, 1.5Moz Ag



# Corporate overview



## AW1 Share Price



## Key Metrics

**212,433,413**

Shares on Issue<sup>1</sup>

**\$0.049**

Share Price<sup>2</sup>

**\$0.919m**

Cash<sup>3,4</sup>

ASX Code : **AW1**  
OTCQB : **AWMLF**

**\$10.20 million**

Market Capitalisation<sup>2</sup>

**29,624,207**

Listed Options<sup>6</sup>

**5,790,550**

Unlisted Options<sup>5</sup>

- 58,224,999 shares are escrowed for 24 months from the date of quotation
- As at 27 February 2023.
- As at 31 December 2022 and includes **\$300,000** raised via a second tranche placement to various institutional, sophisticated and professional investors received on 12 January 2023.
- On 27 February 2023 the Company announced a capital raising, which included a placement to raise \$2.65 million and a rights issued to raise a further \$2.65 million. The total expected to be raised is **\$5.3 million**.
- Unlisted Options exercisable at \$0.30 per share, various exercise dates.
- Listed Options exercisable at \$0.20 on or before 20 September 2024.
- 20 Performance Rights and issued under the Company's performance rights plan to the AW1's VP of Operations, see 9 December 2021 Prospectus for more details and 3,700,000 Performance Rights approved at the EGM held on 14 December 2022.



# Competent persons statement

The information in this announcement that relates to the estimate of Mineral Resources for the West Desert Deposit is based upon, and fairly represents, information and supporting documentation compiled by Mr Allan Schappert, a Competent Person, who is a Member of the American Institute of Professional Geologists (AIPG). Mr Schappert is a Principal Consultant at Stantec and an independent consultant engaged by American West Metals Limited for the Mineral Resource Estimate and has sufficient experience that is relevant to the style of mineralisation and type of deposit under consideration and to the activity being undertaken to qualify as a Competent Person as defined in the 2012 edition of the "Australasian Code for Reporting of Exploration Results, Mineral Resources and Ore Reserves" (the JORC Code).

The information in this Presentation that relates to Exploration Results is based on information compiled by Mr Dave O'Neill, a Competent Person who is a Member of The Australasian Institute of Mining and Metallurgy. Mr O'Neill is employed by American West Metals Limited as Managing Director, and is a substantial shareholder in the Company.

Mr O'Neill has sufficient experience that is relevant to the styles of mineralisation and type of deposits under consideration and to the activity being undertaken to qualify as a Competent Person as defined in the 2012 Edition of the 'Australasian Code for Reporting of Exploration Results, Mineral Resources and Ore Reserves'.

The Company confirms that it is not aware of any new information or data that materially affects the results included in the original market announcements referred to in this presentation and that no material change in the results has occurred. The Company confirms that the form and context in which the Competent Person's findings are presented have not been materially modified from the original market announcement.

This Presentation contains information extracted from the following reports which are available on the Company's website at <https://www.americanwestmetals.com/site/content/>

9 February 2023 Maiden JORC MRE for West Desert	23 August 2022 – Major Copper Discovery at Storm
24 January 2023 Storm Exploration Set to Accelerate	8 August 2022 – Extensive Shallow Copper Intersected in Canada
22 November 2022 New Copper Targets at Copper Warrior	25 July 2022 – Thick Intervals of Copper in First Drill Holes at Storm
9 November 2022 US Federal Grant for West Desert Critical Metals Study	12 July 2022 – Further Strong Assay Results for West Desert
3 November 2022 High-Grade Hits Continue at Storm	8 June 2022 – Exceptional Drill Hole Results at West Desert
1 November 2022 \$3.4M Raised to Advance Copper and Zinc Projects	25 May 2022 – New Mineralised Zone Discovered at West Desert
25 October 2022 Dan Lougher Appointed Chairman	18 May 2022 – High Grades Confirmed Near Surface at West Desert
22 November 2022 – New Copper Targets at Copper Warrior	4 May 2022 – Drilling Continues to Deliver at West Desert
3 November 2022 – High-Grade Copper Hits Continue at Storm	26 April 2022 – Assays Confirm High Grades at West Desert
19 October 2022 – Excellent Metallurgical Results at West Desert	11 April 2022 – Over 53% Cu Direct Shipping Ore Generated at Storm Copper
28 September 2022 – New Copper System Confirmed at Storm	14 February 2022 - Extensive Mineralisation Identified at West Desert
8 September 2022 - Outstanding Drilling Results Continue at Storm	11 January 2022 - Strong Gravity Results as Drilling Begins at West Desert

# Contact

**DAVE O'NEILL**  
Managing Director

 +61 457 598 993

 [doneill@aw1group.com](mailto:doneill@aw1group.com)

**DANNIKA WARBURTON**  
Investor & Media Relations

 +61 401 094 261

 [dannika@investability.com.au](mailto:dannika@investability.com.au)